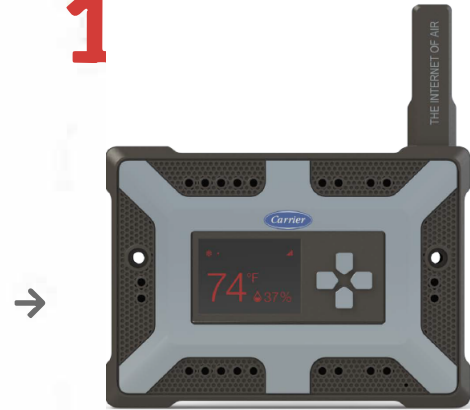




# SMART NODE | PAIRING STEPS

1



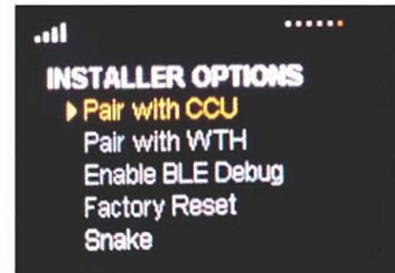
⚡ 24 V AC

Power the Smart Node with 24 V AC

In **THIS Screen** click on 'PAIR'

CCU will start **scanning for devices**

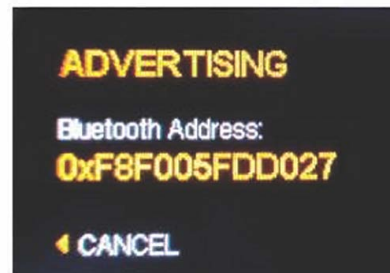
2.



Press 'Right Button' till 'Installer Options' screen is displayed on the Smart Node




3.



Bluetooth Address will be displayed in the Smart Node

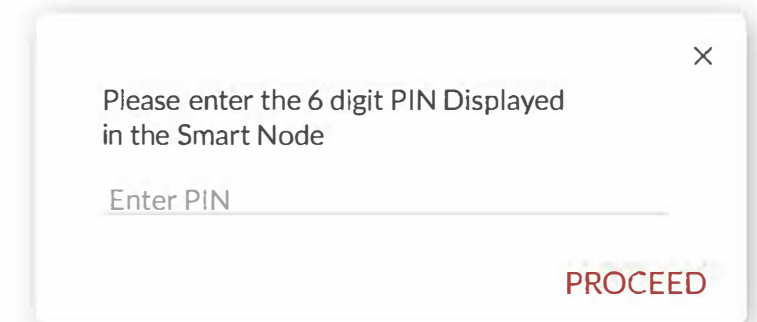
Select the **Matching Bluetooth Address** in the **CCU**

4.



6 digit PIN will be displayed

5.



In the **CCU**, Enter the 6 digit PIN displayed and click on 'PROCEED'

**SUCCESS** will be displayed on the Smart Node

PAIR >